
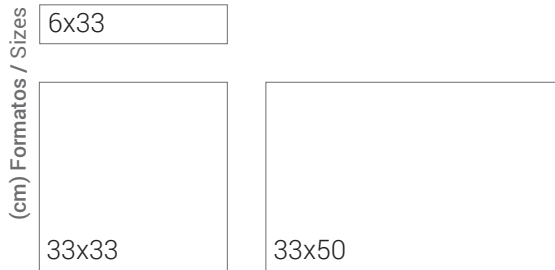




















MYTHO

ESMALTADOS GLAZED TILES



 ESMALTADO GLAZED		 Péndulo (CTE) Not required out of Spain	clase 1 class 1
 Características dimensionales Dimension tolerance	<1,25% máx 2 mm	 A pie descalzo Barefoot slip resistance	B
 Absorción de agua Water absorption	3<E≤6%	 A pie calzado Slip resistance with footwear	<R9
 Coef. Dilatación térmica lineal Linear thermal expansion coefficient	3,8x10 ⁻⁶ xC ⁻¹	 Resistencia al cuarteo Crazing resistance	sí/yes
 Resistencia a la flexión Breaking Strength	20N/mm ²	 Extrusión Extruded tiles	✓
 Resistencia a la abrasión superficial Resistance to surface abrasion	Acero PEI 4 Rubino/Tierra PEI 3	 Resistencia a la helada Frost resistance	✓
 Desgaste tránsito peatonal Erosion to pedestrian transit	H6	 Resistencia al choque térmico Resistance to thermal shock	✓
 Resistencia al rayado (Método Mohs) Scratch hardness of surface (Mohs Method)	6 - 9	 Resistencia química Chemical resistance	✓
 Resistencia a las manchas Resistance to stains	clase 5 class 5		






BASE 6x33* TILE 6x33*

[62x325x10 mm]

Acero Cod. 902333 [MC503]
Rubino Cod. 903034 [MC503]


*Se obtiene a partir de base de 12x33 premarcada.
 *It is obtained from 12x33 premarked tile.



BASE 33x33 TILE 33x33

[325x325x16 mm]

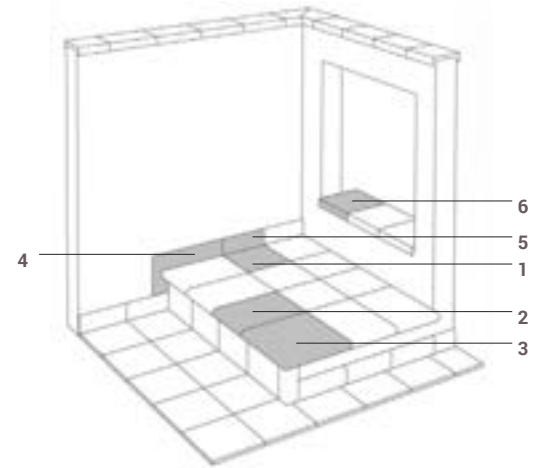

Acero Cod. 902586 [MC485]
Rubino Cod. 902576 [MC485]
Tierra Cod. 902566 [MC485]



BASE 33x50 TILE 33x50

[325x492x16 mm]

Acero Cod. 902182 [MC510]
Rubino Cod. 902184 [MC510]
Tierra Cod. 902186 [MC510]



- | | |
|---------------|--------------------|
| 1 Base | Tile |
| 2 Peldaño | Stair-tread |
| 3 Esquina | Stair-tread corner |
| 4 Zanquín | String |
| 5 Rodapié | Skirting board |
| 6 Vierteaguas | Wash |


	Espesor (mm) Thickness (mm)	U.M.*	U.M./Caja U.M./Box	U.M./Palet U.M./Pallet	Pzs./U.M. Pcs./U.M.	Pzs./Caja Pcs./Box	Kg./U.M. Kg./U.M.	Kg./Caja Kg./Box	Kg./Palet Kg./Pallet
Base 6x33 (12x33 premarcada) Tile 6x33 (premarked tile 12x33)	10	m ² sqm	0,87	52,2	45,45	40	17	15	1350
Base 33x33 Tile 33x33	16	m ² sqm	0,66	42,624	9	6	32,6	21,75	1391
Base 33x50 Tile 33x50	16	m ² sqm	0,666	42,624	6	4	32,6	20,83	1348

* Unidad de Medida. Los artículos medidos en m² o ml se sirven contando la junta normal entre piezas.
 * Unit of Measure. Items measured in sqm or lm are delivered assuming average joint between pieces.





MYTHO



Mytho Rubino 33x33

	Espe- sor (mm) Thick- ness (mm)	U.M.*	U.M./Caja U.M./Box	U.M./Palet U.M./Pallet	Pzs./U.M. Pcs./U.M.	Pzs./Caja Pcs./Box	Kg./U.M. Kg./U.M.	Kg./Caja Kg./Box	Kg./Palet Kg./Pallet
Peldaño redondeado 33 Rounded stair-tread 33	18	Pz. Pc.	6	216	1	6	4,4	26,4	950
Peldaño redondeado 50 Rounded stair-tread 50	18	Pz. Pc.	4	144	1	4	6,94	27,7	1000
Esquina redondeada Rounded stair-tread corner	18	Pz. Pc.	2	60	1	2	6	12	360
Vierteaguas 33x33 Wash 33x33	18	Pz. Pc.	6	216	1	6	4,3	25,8	928,8
Rodapié Skirting board	16	ml lm	8	576	3	24	2,3	18,4	1325
Zanquín izda. String left	16	Pz. Pc.	10	300	1	10	1,3	13	390
Zanquín dcha. String right	16	Pz. Pc.	10	300	1	10	1,3	13	390
Tabica 12x33 Riser 12x33	16	Pz. Pc.	12**	-	1	12**	1,3	15,6	-
Rosetón 66x66 Mosaic 60x60	16	Jg. Set.	1	-	4	4	14,70	14,70	-

* Unidad de Medida. Los artículos medidos en m² o ml se sirven contando la junta normal entre piezas.
* Unit of Measure. Items measured in sqm or lm are delivered assuming average joint between pieces.


Anchura recomendada de la junta de colocación: 6 - 8 mm
Recommended joint width 6 - 8 mm

PIEZAS ESPECIALES SPECIAL PIECES

PELDAÑO REDONDEADO 33 ROUNDED STAIR-TREAD 33

[325x330x18 mm]


Acero Cod. 902587 [PZ270]
Rubino Cod. 902577 [PZ270]
Tierra Cod. 902567 [PZ270]



PELDAÑO REDONDEADO 50 ROUNDED STAIR-TREAD 50

[492x330x18 mm]

Acero Cod. 902183 [PZ355]
Rubino Cod. 902185 [PZ355]
Tierra Cod. 902187 [PZ355]



ESQUINA REDONDEADA ROUNDED STAIR-TREAD CORNER

[330x330x18 mm]


Acero Cod. 902589 [PZ555]
Rubino Cod. 902579 [PZ555]
Tierra Cod. 902569 [PZ555]



VIERTEAGUAS 33X33 WASH 33X33

[330x325x18mm]

Acero Cod. 902592 [PZ245]
Rubino Cod. 902582 [PZ245]
Tierra Cod. 902572 [PZ245]



RODAPIÉ SKIRTING BOARD

[325x80x16 mm]

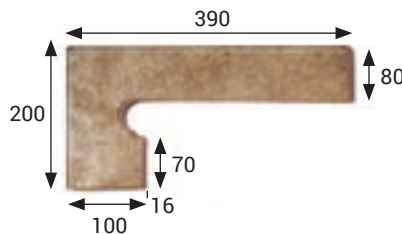
Acero Cod. 902588 [ML160]
Rubino Cod. 902578 [ML160]
Tierra Cod. 902568 [ML160]



ZANQUÍN IZDA. STRING LEFT SIDE

[390x80/200x100x16 mm]

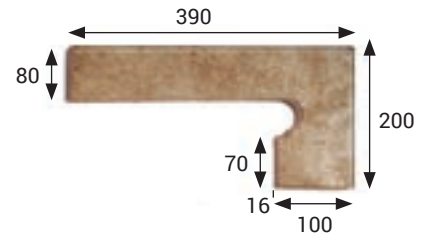
Acero Cod. 902591 [PZ160]
Rubino Cod. 902581 [PZ160]
Tierra Cod. 902571 [PZ160]



ZANQUÍN DCHA. STRING RIGHT SIDE

[390x80/200x100x16 mm]

Acero Cod. 902590 [PZ160]
Rubino Cod. 902580 [PZ160]
Tierra Cod. 902570 [PZ160]




GEO

TABICA 12x33 RISER 12x33

[325x119x16 mm]

Tabica Tierra 12x33 Cod. 902995 [PZ190]
Tabica Acero 12x33 Cod. 902997 [PZ190]



Tabica Tierra




Tabica Acero


ROSETÓN 66x66

[650x650x16 mm]

Rosetón Acero 66x66 Cod. 902998 [JG650]
Rosetón Tierra 66x66 Cod. 902996 [JG650]



Rosetón Tierra



Rosetón Acero

Cada rosetón se compone de 4 piezas. / Each rosetón is composed of 4 pieces.